

▶ OVERALL DIMENSIONS

36 3/4" W	X	73" H	X	48" D (electric)
(93,5 cm)		(185,5 cm)		(122 cm)
36 3/4" W	X	73" H	X	52 1/2" D (gas)
(93,5 cm)		(185,5 cm)		(133,5 cm)
38 1/4" W	X	72 3/4" H	X	37 1/2" D - JAOP6SL electric
(99 cm)		(185 cm)		(95 cm)
38 1/4" W	X	72 3/4" H	X	43 1/2" D - JAOP6SLG gas
(99 cm)		(185 cm)		(110 cm)

OVEN INTERIOR DIMENSIONS

25 1/2" W	X	26 1/2" H	X	30" D - JAOP6
(65 cm)		(67 cm)		(76 cm)
Shelf spacing 3 1/2"				
27" W	X	26 1/2" H	X	19 1/2" D - JAOP6SL
(69 cm)		(67,5 cm)		(49,5 cm)
Shelf spacing 3 1/2"				

PROOFER INTERIOR DIMENSIONS

26 1/2" W	X	26 1/2" H	X	36 1/2" D - JAOP6
(67 cm)		(67 cm)		(93 cm)
Shelf spacing 3"				
28" W	X	26 1/2" H	X	28 1/2" D - JAOP6SL
(71 cm)		(67 cm)		(72,5 cm)
Shelf spacing 3"				

GAS SYSTEM (JAOP6G and JAOP6SLG - Propane or natural)

BTU total: 65,000
 Voltage: 120/240V - 1 ph - 17A - 4kW - 3 Wires - 60 Hz
 Gas inlet: 1/2" Npt

ELECTRICAL SYSTEM (JAOP6 and JAOP6SL)

3 phase: 120/208V - 46A - 14kW - 4 Wires - 60 Hz
 120/240V - 42A - 14kW - 4 Wires - 60 Hz
 220/380V - 20A - 12kW - 4 Wires - 50 Hz
 1 phase: 120/240V - 59A - 14kW - 3 Wires - 60 Hz
 220V - 55A - 12.0kW - 2 Wires - 50 Hz

Water inlet: 1/4" Npt

OVEN CAPACITY

Standard sheet pans 18" x 26" (46 cm x 66 cm):	TOTAL
Five-strapped bread pans:	6 pans
Four-strapped bread pans:	30 loaves
9" (23 cm) pies:	24 loaves
	36 pies

PROOFER CAPACITY

Standard sheet pans 18" x 26" (46 cm x 66 cm):	TOTAL
Five-strapped bread pans:	18 pans
Four-strapped bread pans:	40 loaves
	48 loaves

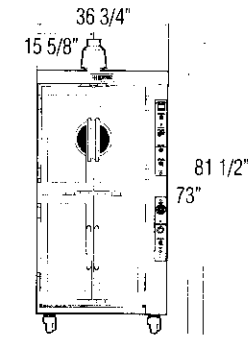
FINISH

Exterior: All stainless steel (18 gauge)
 Interior: All stainless steel (16 gauge)

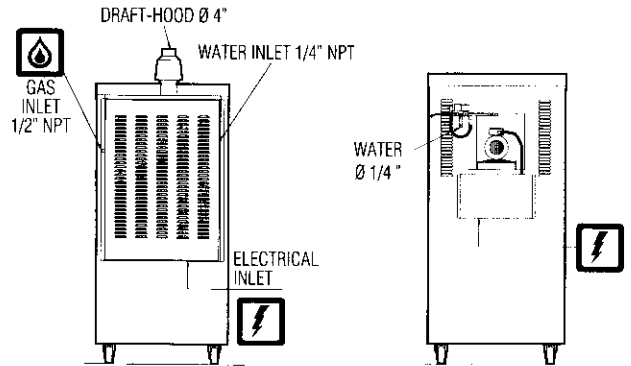
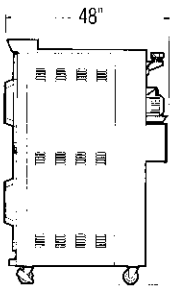
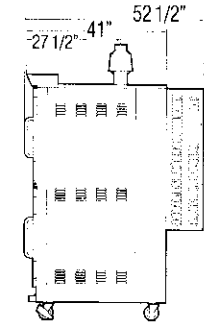
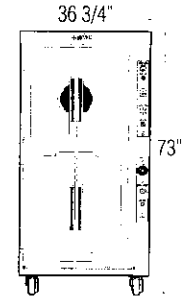
SHIPPING INFORMATION

850 lbs (387 kg) approximately (electric)
 950 lbs (430 kg) approximately (gas)

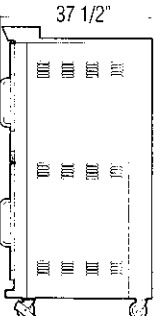
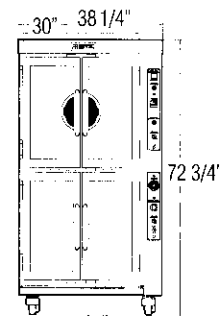
JAOP6G (GAS)



JAOP6 (ELECTRIC)



JAOP6SL



Specifications and design subject to change without notice.

Your local distributor:

