



# "S14R" Stainless Steel Top Tables with RISERS

w/ 14 Gauge Stainless Steel Work Top  
w/ Stainless Steel Base and Undershaft

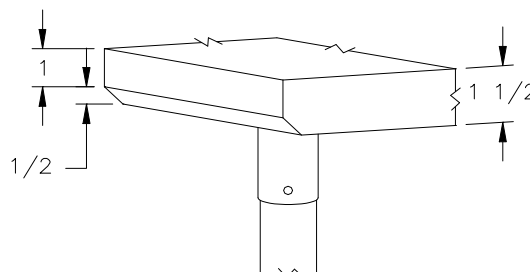


**ULTRA PREMIUM  
SERIES**

14 GAUGE TOP w/ UNDERSHELF					
24"WIDE	Qty	30"WIDE	Qty	36"WIDE	Qty
S14018		S14024		-	
S14019		S14025		S14030	
S14020		S14026		S14031	
S14021		S14027		S14032	
S14022		S14028		S14033	
S14023		S14029		S46034	

## FEATURES:

- \* 14 Gauge Stainless Steel Top with 6" Riser  
Type 300 stainless steel with # 3 polish, satin finish
- \* Top is **Sound Deadened**
- \* Reinforced with 1"x2" channel running entire length of table
- \* 1 1/2" **Stallion Edge** on front and rear with side edges 90 degree bend down for table line-up
- \* Stainless Steel Base and Undershaft  
Type 300 stainless steel with # 3 polish, satin finish
- \* Undershaft is secured in a fixed position, 12" above floor
- \* Adjustable bullet feet
- \* Shipped knocked-down, easy - to - assemble
- \* Optional drawers, casters, pot racks, etc. available
- \* All models are approved by the National Sanitation Foundation and the U.S. Department of Agriculture.



STALLION  
SAFETY  
EDGE

## CONSTRUCTION:

Top: Stainless Steel Tops are TIG welded, Exposed welds are polished to match adjacent surface.

## MATERIAL:

- Top: 14 gauge stainless Steel  
Type 300 stainless steel with # 3 polish, satin finish
- Shelf: 18 gauge type 300 stainless steel # 3 polish, satin finish  
\*\* 6 ft. table only, 16 gauge type 300 stainless steel  
# 3 polish, satin finish
- Legs: 1 5/8" Round O.D., 16 gauge type 300 tubular stainless steel  
# 3 polish, satin finish
- Gussets: Stainless Steel
- Feet: 1" adjustable galvanized bullet feet  
with optional stainless steel feet

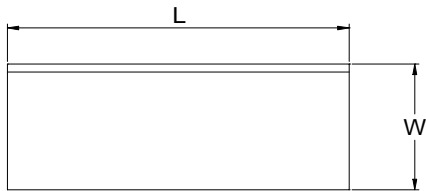
## OPTIONAL ACCESSORIES

	MODEL #	Qty
DRAWER		
DRAWER LOCK		
ADJUSTABLE SHELF		
CASTERS		
STAINLESS STEEL FEET		
OVERSHELVES		
SINKS		
POT RACK		
WELDED SET-UP		

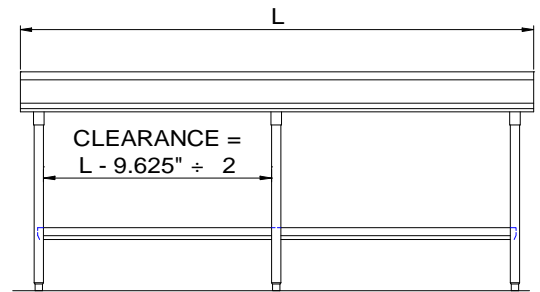
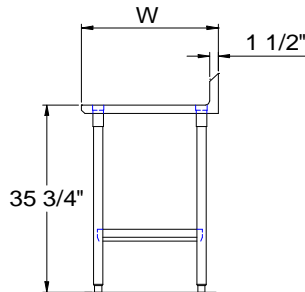
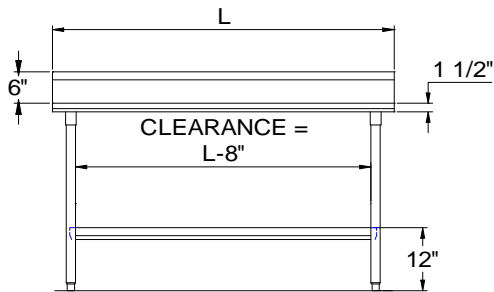
## John Boos & Co

315 South First Street - Effingham, IL 62401  
Phone: 217-347-7701 - Fax: 217-347-7705  
Email: sales@johnboos.com - Web-site: www.johnboos.com

## DETAILED SPECIFICATIONS



30" and 36" wide Tables 48" and 60" long are supplied with three channels, two the length of table and one centered front to back. All other 30" and 36" wide Tables over 72" are supplied with four channels, two length of Table and two front to back evenly spaced between two length channels.



All units ship unassembled for reduced shipping cost.  
Units 7 ft. and larger are furnished with six legs.  
All dimensions are typical.  
Tolerance +/- .500".

Finished size of undershelf.  
Shelf length = length minus 4.875"  
Shelf width = width minus 4.25"

### 14 GAUGE TOP & UNDERSHELF

L	24" WIDE	WT.	30" WIDE	WT.	36" WIDE	WT.
36	S14018	62	S14024	70	-	-
48	S14019	76	S14025	87	S14030	91
60	S14020	91	S14026	104	S14031	107
72	S14021	106	S14027	122	S14032	128
96	S14022	144	S14028	164	S14033	173
120	S14023	173	S14029	199	S14034	210

### John Boos & Co

315 South First - Effingham, IL 62401 Phone: 217-347-7701 - Fax: 217-347-7705  
Email: sales@johnboos.com - Web-site: www.johnboos.com



May 2002

**John Boos** is constantly engaged in a program of improving products and therefore reserves the right to change specification without prior notice