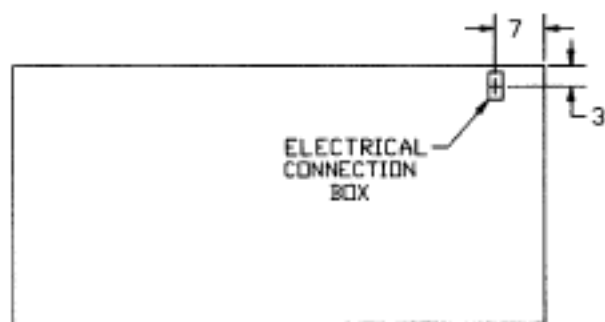
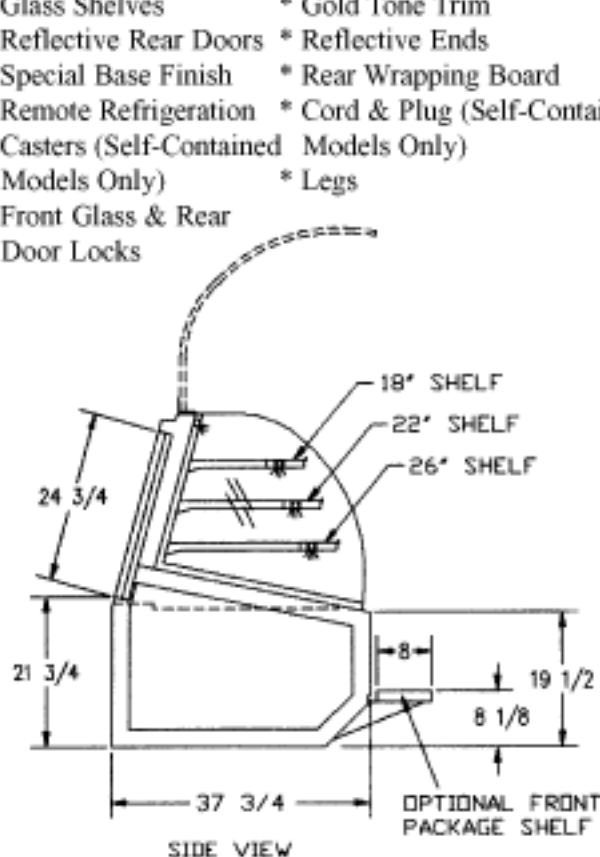


# SERIES '90

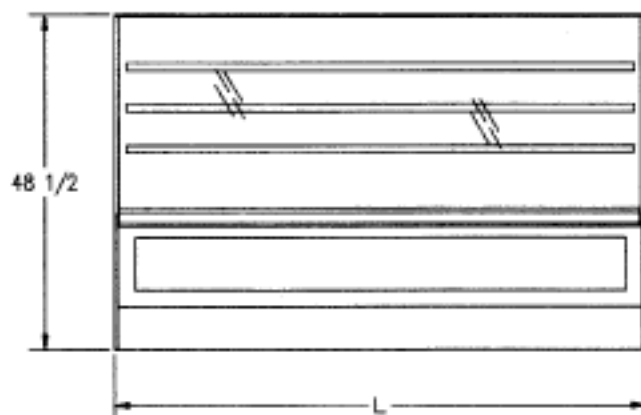
## REFRIGERATED BAKERY CASE

### OPTIONAL ACCESSORIES:

- \* Package Shelf
- \* Glass Shelves
- \* Reflective Rear Doors
- \* Special Base Finish
- \* Remote Refrigeration
- \* Casters (Self-Contained Models Only)
- \* Front Glass & Rear Door Locks
- \* Light Below Package Shelf
- \* Gold Tone Trim
- \* Reflective Ends
- \* Rear Wrapping Board
- \* Cord & Plug (Self-Contained Models Only)
- \* Legs



PLAN VIEW



FRONT VIEW

### SPECIFICATIONS:

Model	Dimensions L W H	Shipping Weight (lbs)	Capacity (Bakery Pans)	Self-Contained 115/60/1	Remote 115/60/1
SNR-48SC	48 1/4" x 37 3/4" x 48 1/2"	750	4 (18" x 26") 8 (12" x 18") 2 ( 9" x 26")	1/2 HP - 12 AMPS	13.2 AMPS
SNR-59SC	59 1/4" x 37 3/4" x 48 1/2"	825	6 (18" x 26") 8 (12" x 18")	1/2 HP - 12 AMPS	13.2 AMPS
SNR-77SC	77 1/4" x 37 3/4" x 48 1/2"	1,050	8 (18" x 26") 12 (12" x 18")	3/4 HP - 16 AMPS	17.3 AMPS

- Cases are designed to operate in a maximum environment of 75° ambient and 55% relative humidity.
- Due to continuing engineering improvements, specifications are subject to change without notice.

